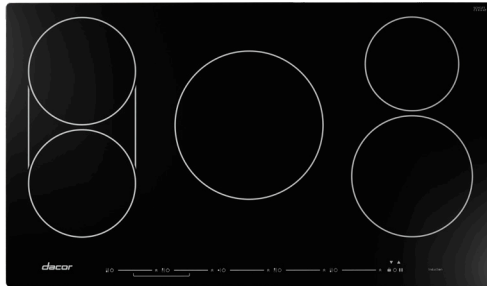




36-INCH INDUCTION COOKTOP

HICT365BG | PROFESSIONAL STYLE



FEATURES & BENEFITS

- Precise, Touch-Sensitive Electronic Controls with a power setting for every cooking need, from warming and melting chocolate to stir-frying or bringing water to a rapid boil.
- Power Boost brings large quantities of food to cooking temperature faster by increasing the induction element power.
- Pause function, pauses cooking and re-starts at the same temperature with a simple command.
- SenseTech Induction Technology automatically detects the presence and size of your cookware and matches energy transference with no residual heat loss.
- Bridge function connects two zones into one large tandem unit, linking the temperature.
- Power ON and OFF safety feature automatically turns the cooktop off if the unit is turned on but no pan is detected or temperature adjustments are made within 10 to 20 seconds.
- Cooking Zone Identifier helps assure that cookware is placed correctly on the cooking surface for optimum performance.
- Child Lock prevents accidental adjustment of controls.
- Independent Alarm Timer sounds an alert when the pre-set cooking time is reached.
- Hot Zone Warning displays the letter “H” on the cooking zone controls while the area is still warm.
- Downdraft Compatible (MRV3615S/M)

GENERAL PROPERTIES

FINISH BLACK GLASS

OPTIONAL ACCESSORIES

GRIDDLE AGDYTTIO

TECHNICAL INFORMATION

APPLIANCE DIMENSIONS (H X W X D) (IN.) 3 7/8" X 36" X 21"

ELECTRICAL REQUIREMENTS 240VAC/60HZ/50AMP

TOTAL CONNECTED LOAD 46.7A (11.2 KW)

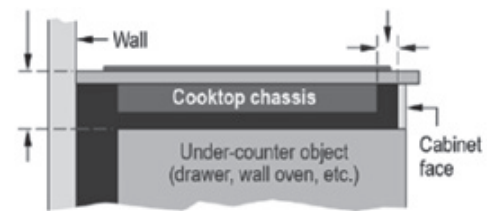
UNDER-COUNTER CLEARANCE

For proper ventilation, maintain:

- At least 4 3/4" (12.7 cm) clearance from the countertop to any surface below (including upper edges of drawers)
- 1.5" (3.8 cm) minimum clearance between the vents on the front of the chassis and the cabinet's inside wall.

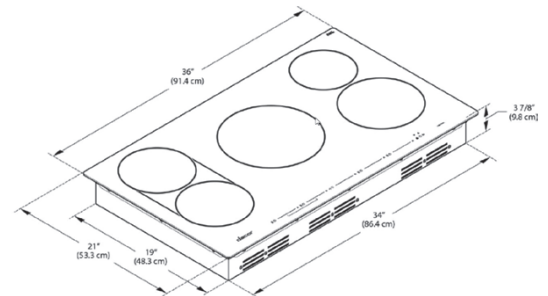
Min. 4 3/4" (12.7 cm):
Countertop surface to top
of under-counter object

Min. gap 1.5" (3.8 cm):
Inside cabinet face to
cooktop chassis front



WARNING: INSUFFICIENT VENTILATION BETWEEN THE COOKTOP AND OBJECTS BENEATH IT MAY CAUSE A FIRE HAZARD.

MODEL HICT365BG



- All product tolerances: ±1/16" (±1.6MM), unless otherwise noted.
- Chassis depth is 1/2" wider and deeper at the base of the glass cooking surface.
- Cooking surface overhangs the top of the chassis by 3/4" (1.9 cm) in front, back and on both sides.

PRODUCT LAYOUT

